
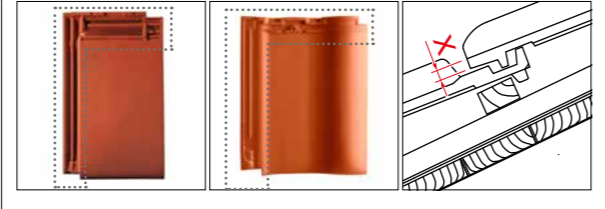
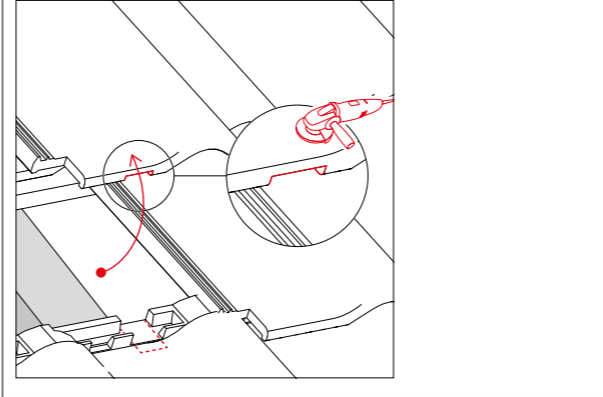
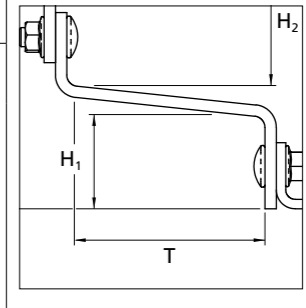


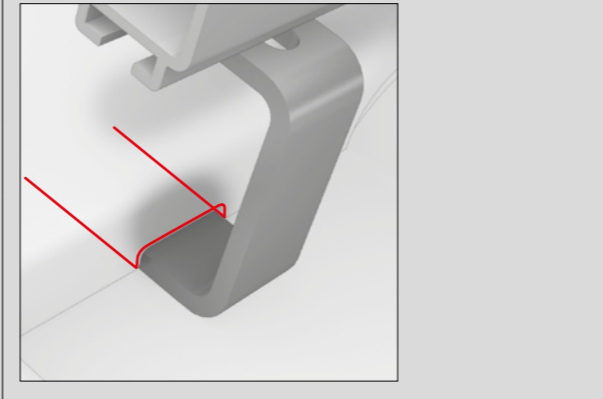

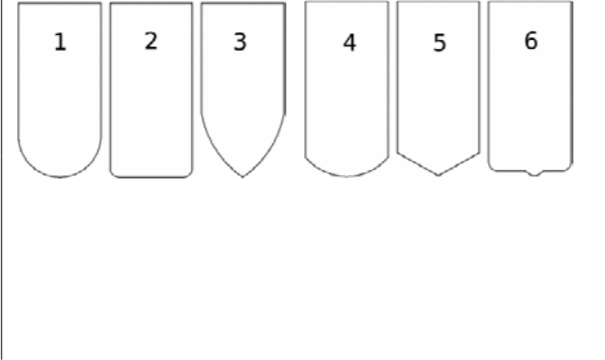

























Matrix clay and concrete roofing tiles: Basics



Roof tile type	Identifying feature	Processing	Compatible roof hooks	Notes
<p>Clay roofing tile</p> 	<ul style="list-style-type: none"> Always 2 watercourses (left + top) Rounded front edge, sharp-edged $X = 1.0-2.5\text{ cm}$ Distance between battens very different and variable 	<p>Processing of the bricks at the lower and upper edge is always necessary.</p> 	<p>SingleRail System</p> <ul style="list-style-type: none"> CrossHook (all types) SingleHook 1.1 SingleHook Vario <p>SolidRail System</p> <ul style="list-style-type: none"> SolidHook Pan (all types) SolidHook Vario 1 SolidHook Vario 2 	<p>Large overlap of the tiles possible, therefore note the boom length (T) of the roof hook; see pitched roof brochure "Overview of roof fastenings".</p>
<p>Concrete roofing tile</p> 	<ul style="list-style-type: none"> Only a lateral watercourse Visible concrete structure on the front side Usually approx. 30 cm wide and approx. 42 cm long $X = 1.0-1.5\text{ cm}$ $L_A =$ Distance between battens approx. 31.5-34.5 cm 	<p>Processing of the bricks at the lower edge is always necessary.</p> 	<p>SingleRail System</p> <ul style="list-style-type: none"> CrossHook 2 SingleHook Vario <p>SolidRail System</p> <ul style="list-style-type: none"> SolidHook Pan (all types) SolidHook Vario 1 SolidHook Vario 2 	
<p>Plain tile</p> 	<ul style="list-style-type: none"> Scaled optics Same dimensions (approx. 18x38 cm) 		<p>SolidRail System</p> <ul style="list-style-type: none"> SolidHook plain tiles with double roofing SolidHook plain tiles with single roofing 	<p>Distance between battens: approx. 15-17 cm</p>

Matrix clay and concrete roofing tiles: Compatible roof hooks



Roof hooks	Rail system	Clay roofing tile	Concrete roofing tile	Ziegeltyp Flat concrete roofing tile (Tegalit)	Flat tiles	Slate
CrossHook 3S/4S 2000133/2000466 		 ●	 ●	 ○	 ○	○
CrossHook 4SL/3S+/4S+ 2003144/2002390/2002402 		●	●	○	○	○
CrossHook 2 1004900 		○	○	●	○	○
SingleHook 1.1 2001928 		●	●	○	○	○
SingleHook Vario 2002651 		●	●	●	○	○
SolidHook pantiles 1000001/100096/ 1000653/10000764 		●	●	●	○	○
SolidHook Vario 1+2 1000125/1000107 		●	●	●	○	○
SolidHook plain tiles (double roofing/single roofing) 1000074/1000214 		○	○	○	●	○
SolidHook slate 1000373 		○	○	○	○	●

● Suitable ● Conditionally suitable ○ Unsuitable

