

EverFlash XP Comp Kit

QUICK GUIDE



Components



Part Number	Description
4000057	EverFlash XP Comp Kit, Mill LF, Dark Flash
4000060	EverFlash XP Comp Kit, Dark
4000061	EverFlash XP Comp Kit, Mill

Kit includes:



EverFlash XP Comp Flashing

Material: Galvalume
Finish: Mill or dark



EverFlash XP L-Foot w/ Butyl

Material: Aluminum
Finish: Mill or dark



5/16" Lag Screw w/ Sealing Washer

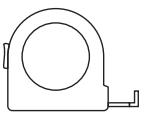
Material: stainless steel, EPDM insert



T-Bolt & Hex Nut

Material: stainless steell

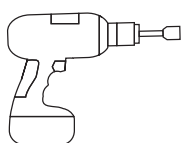
Tools overview



≥ 10 ft



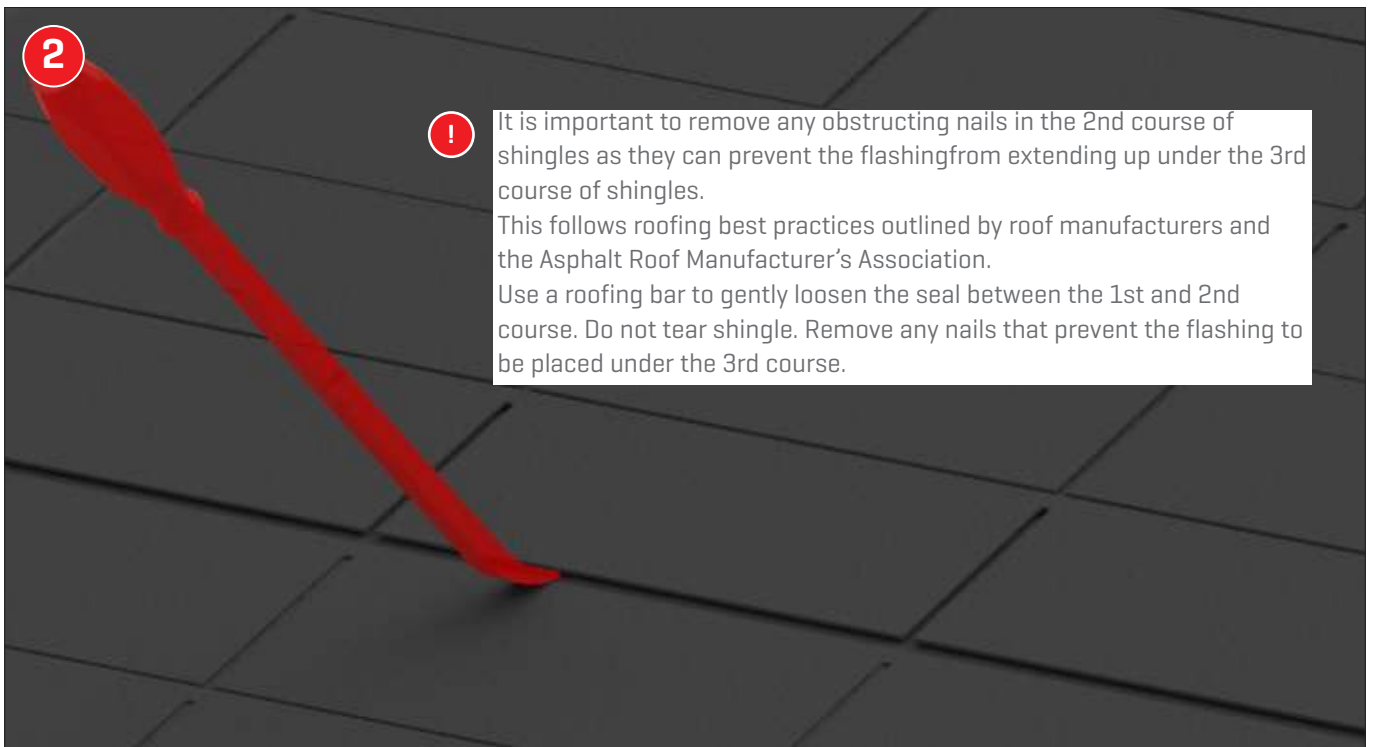
≥ 6,0 m




13 mm dep socket
▶ Torque 10 ft-lbs



Assembly





5




Using the guide marks in the flashing, line up the pilot hole with the hole on the dome of the EveFlash XP flashing. Place L-Foot over dome on flashing and drill lag bolt with sealing washer into the pilot hole. Sealing washer comes concaved. To insure a proper watertight seal, install lag bolt to flatten the washer and not over tighten and convex the washer.



6



Per CrossRail instructions, insert T-bolt and install CrossRail to L-Foot. Be sure to tighten T-bolt in ready position.



IMPORTANT!

Ensure that the slot on the bottom of the T-Bolt is vertical, indicating that the T-Bolt head is properly engaged.

Incorrect



Correct

